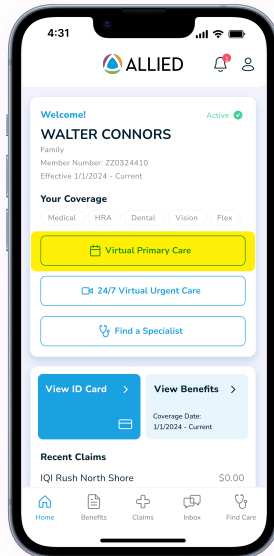


Getting Started with Virtual Primary Care

Follow the steps below to start accessing your Virtual Primary Care benefits.

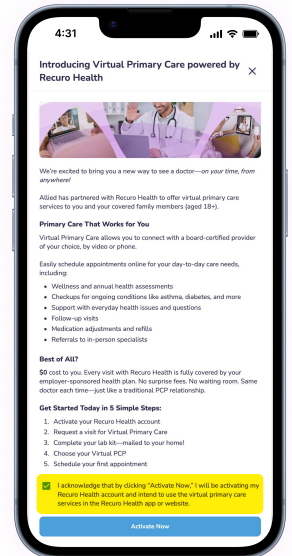
STEP 1

Open the **My Allied Portal** app and press the '**Virtual Primary Care**' button to begin activating your free Recuro Health account.



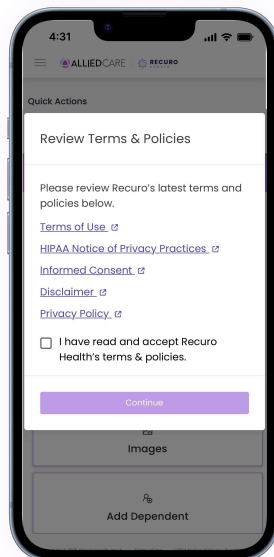
STEP 2

Check to acknowledge and click **Activate Now**. This will open the Recuro portal.



STEP 3

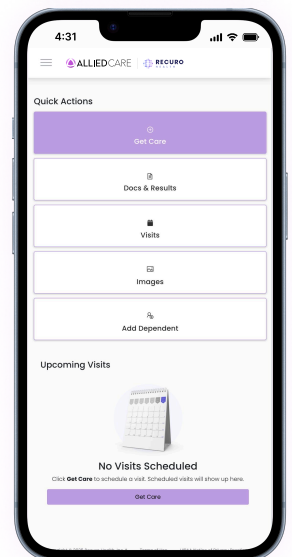
Review the **Terms & Policies** and check the acknowledgement box, then select '**Continue**'.



STEP 4

Select '**Get Care**' to schedule your first appointment and meet your new virtual primary care doctor.

To schedule a visit with a Spanish speaking provider, please call Recuro at 855-438-2014.



Don't forget to download the Recuro Health app from your device's app store.

For assistance using Recuro Health, please call Recuro Customer Service at 855-438-2014.

Members must be at least 18 years old to receive Virtual Primary Care services through Recuro Health. Urgent Care services are available to members of all ages. Behavioral Health services are limited to members age 14 years or older. For dependents under 18 years old, the primary account holder must request the visit on their behalf through the app, website or by phone; the parent/guardian must be present at the beginning and end of each visit.

Recuro services are for non-emergency conditions only. Recuro services are not considered insurance or a Qualified Health Plan under the Patient Protection and Affordable Care Act. Recuro doctors do not prescribe DEA controlled substances (schedule I-IV) and does not guarantee that a prescription will be written. For updated full disclosures, please visit www.recurohealth.com